













Simple

SUDOKU

Directions: Cut out the square pictures at the bottom of the page. The object is to place the objects in the empty squares so that each row, column and diagonal line contains the same object only once.

| | | | |
|-------------------------------------------------------------------------------------|-------------------------------------------------------------------------------------|--------------------------------------------------------------------------------------|---------------------------------------------------------------------------------------|
|  |  |  | |
|  |  | |  |
|  | |  |  |
| |  |  |  |

cut and glue

