

ACTIVITIES

BINGO

ACTIVITY

BINGO

Complete 5 activities in a row to get a BINGO!

ACTIVITY
BINGO



© 2020 Your Therapy Source Inc

www.YourTherapySource.com

www.GrowingPlay.com

Your Therapy Source Inc

43 South Main Street

Schaghticoke, NY 12154

Terms of Use: The electronic books from Your Therapy Source Inc/ Growing Play are copyrighted by Your Therapy Source Inc. This book can only be used by the original purchaser. The files may not be reproduced or transferred to others in print or electronically. All rights reserved.

Go to <https://www.growingplay.com/growing-play-content-license/> for complete content license information and <https://www.growingplay.com/growing-play-website-terms-use/> for complete Terms of Use.

The clip art is from <https://www.teacherspayteachers.com/Store/Educlips>

HOW TO PLAY:

1. Print the calling cards and one Bingo Board per player.
2. Cut apart the calling cards.
3. Give each player a Bingo Board and place the calling cards face down in a pile.
4. Pick one or two calling cards a day. Complete the activity. Color in the box after you complete the activity.
5. Continue completing activities on the Bingo board until you mark five squares in a row, horizontally, vertically or diagonally.

ACTIVITY BINGO

CALLING CARDS



Draw a picture.



Use clothespins.



Jump rope



String beads.



Build with legos.



Cut paper.



Toss a ball.



Kick a ball.



Use play dough.

ACTIVITY BINGO CALLING CARDS




Thread a lacing card.



Do yoga.



Paint a picture.



Play hide and go seek.



Use tweezers.



Practice shoe tying.



Dance to music.



Use eye droppers.



Play hopscotch.

ACTIVITY BINGO

CALLING CARDS



Paint with cotton swabs.




Use a hula hoop.



Play basketball.



Walk on a log or beam.



Build with blocks.




Play cards.



Use a hole punch.

ACTIVITY BINGO




A C T I V I T Y

B I N G O



A C T I V I T Y

B I N G O



A C T I V I T Y

B I N G O

