



How to Draw a Cute Flower


1




2




3




4






5



6



Directions: Cut out the 6 pictures at the top of the page. Mix them up. Paste in the proper sequence in the gray boxes. Now try to follow the step by step drawings to draw the picture yourself at the bottom of the page.



Player one has to think of a word. Cross out any boxes that you do not need.



FLOWER

Guessing Game



Player two has to guess the word before player one draws the flower.

--	--	--	--	--	--	--	--	--	--

If a player picks a letter that is not in the word, draw a section of the flower.

1 	2
3 	4
5 	6

Trace any letters below that are guessed that are not in the word.

Aa Bb Cc Dd Ee Ff
 Gg Hh Ii Jj Kk Ll
 Mm Nn Oo Pp Qq
 Rr Ss Tt Uu Vv
 Ww Xx Yy Zz