

This is a Roll a Jack o Lantern, Halloween activity. Can be used as a math center for number recognition. Great for classroom activities, classroom Halloween party games, small group special education and occupational therapy. Students use their visual perceptual skills to plan out how to draw the picture. They may need to add a stem before the pumpkin. Where does it need to be? Students roll a die to complete the parts of a picture. Color by number page also included.

Roll it Games

Prep:

- * Copy. I recommend laminating the game board for multiple uses.

Materials needed:

- * Die
- * Game board
- * Paper, white board, worksheet
- * Writing utensil

Skills:

- * Turn taking
- * Drawing/handwriting
- * Visual perceptual skills

Directions for Roll and Draw:

- Have students take turns rolling and draw each part of the picture.
- Students must draw the parts in the order that they roll. This works on visual perceptual and executive functioning skills, as they must plan out where each part will go. Challenge them to complete the drawing without erasing.

Roll and Color:

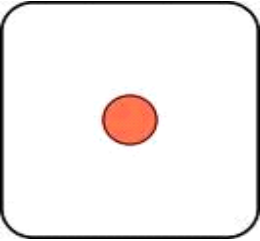

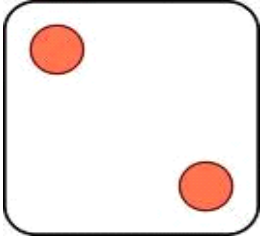

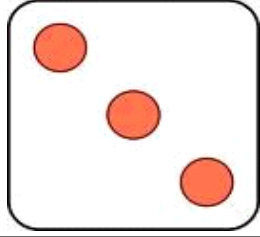





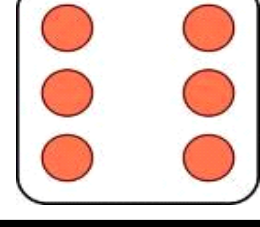

- Have students take turns rolling and color each part of the picture.
- If they roll the same number, they can roll again or skip a turn.





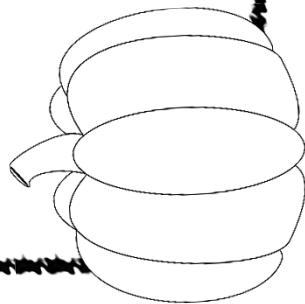
Roll a Jack-O-Lantern:

Roll a die to see what part of the jack-o-lantern you will draw or color first.

	 <p>Pumpkin</p>
	 <p>Left Eye</p>
	<p>Right Eye</p> 
	 <p>Nose</p>
	 <p>Stem</p>
	 <p>Mouth</p>

Roll a Jack-O-Lantern:

Roll a die to see what part of the jack-o-lantern you will draw first.



Roll a Jack-O-Lantern:

Roll a die to see what part of the jack-o-lantern you will draw first.



Roll a Jack-O-Lantern:

Roll a die to see what part of the jack-o-lantern you will color first.



Roll a Jack-O-Lantern:

Roll a die to see what part of the jack-o-lantern you will color first.



Terms of Use

Thank you for purchasing this resource. By downloading this product you are given permission for classroom and personal use ONLY. Please do not share, resell, post or alter without my permission. This product is to be used by the original downloader only. Copying for more than one teacher, classroom, department, school, or school system is prohibited. To use in multiple classrooms please purchase additional licenses. Failure to comply is a copyright infringement and a violation of the [Digital Millennium Copyright Act \(DMCA\)](#). Thank you.

Check out my website and blog
for therapy ideas at
CreativeCOTA.com

Thank you to all the amazing TpT artists for sharing their talent with us. Fonts, papers, graphics and borders in this resource and cover are from the following stores. Clipart and elements found in this PDF are copyrighted and cannot be extracted and used outside of this file without permission or license.

