

This is a Christmas Tree activity set that includes several different activities. Roll and Spin boards are included, as well as, ways to draw and color a Christmas tree. Use as a math center station for work on number identification. Great for classroom activities, classroom party games, small group special education and occupational therapy.

Includes both color and black and white options.

If you like this free download and want more variety, check out the link below.

[Follow my store](#) and get new resources 50% off for the first 48 hours after I upload them.



# Roll it Games

## Prep:

- \* Copy and Laminate Boards.
- \* Several board styles are included. Drawings as well as clip art, Color and Black and White.

## Materials needed:

- \* Die
- \* Game board
- \* Paper, white board, worksheet
- \* Writing and coloring utensils

## Skills:

- \* Turn taking
- \* Drawing/handwriting
- \* Visual perceptual skills

## Directions for Roll and Draw:

- Have students take turns rolling and creating each part of the picture.
- Students must add the parts in the order that they roll. This works on visual perceptual and executive functioning skills, as they must plan out where each part will go. When drawing, challenge them to complete the picture without erasing.
- Consider a drawing template to use as a model for students struggling with drawing skills.
- If they roll the same number... 1. They can roll again (I often say only one extra roll) so others don't have to wait too long, 2. They skip a turn and the next student goes, 3. Add details to the part they already rolled. 4. Some kids like the idea of making their pictures silly and will add extra arms, head, hat.... At the end of the allotted time I always let everyone finish their drawing even if they did not roll one of the numbers. You can play how ever it works best for you and the group you have.



## Terms of Use

Thank you for purchasing this resource. By downloading this product you are given permission for classroom and personal use ONLY. Please do not share, resell, post or alter without my permission. This product is to be used by the original downloader only. Copying for more than one teacher, classroom, department, school, or school system is prohibited. To use in multiple classrooms please purchase additional licenses. Failure to comply is a copyright infringement and a violation of the [Digital Millennium Copyright Act \(DMCA\)](#). Thank you.

Consider using the link to follow my store. I post new resources often and they are 50% off for the first 48 hours. When you follow a store you receive email updates when new resources are released.

<https://www.teacherspayteachers.com/Sellers-Im-Following/Add/Creativecota>




























**Check out my website and blog  
for therapy ideas at  
[CreativeCOTA.com](http://CreativeCOTA.com)**

Thank you to all of the amazing TpT artists for sharing their talent with us. Fonts, papers, graphics and borders in this resource and cover are from the following stores. Clipart and elements found in this PDF are copyrighted and cannot be extracted and used outside of this file without permission or license.
































# Roll a Christmas Tree

|   |   |                  |
|---|---|------------------|
|    |    | Tree             |
|     |    | Stand            |
|     |   | Lights           |
|       |  | Ornaments        |
|        |  | Star or<br>Angel |
|       |  | Presents         |

Roll again or add details if you roll the same number more than once.

# Roll a Christmas Tree

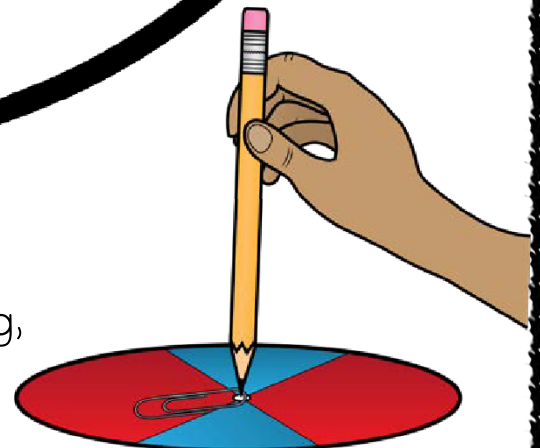
|   |   |                  |
|---|---|------------------|
|    |    | Tree             |
|     |    | Stand            |
|     |   | Lights           |
|       |  | Ornaments        |
|        |  | Star or<br>Angel |
|       |  | Presents         |

Roll again or add details if you roll the same number more than once.


# Spin a Christmas Tree



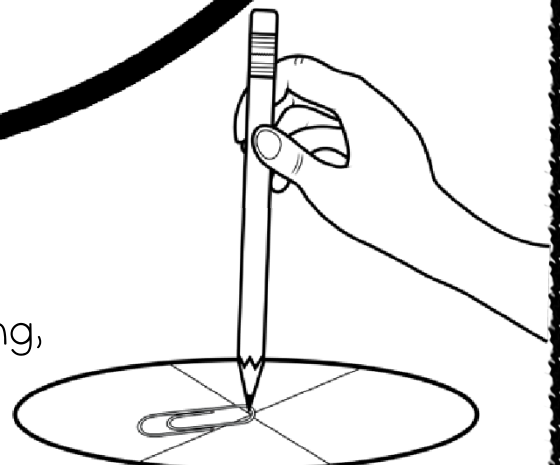
Take turns spinning until you can complete all the parts of the picture. This can be drawing, or coloring.



# Spin a Christmas Tree



Take turns spinning until you can complete all the parts of the picture. This can be drawing, or coloring.



# Roll and Draw Christmas Tree





# Roll and Color a Christmas Tree



# Roll and Color a Christmas Tree

