


## STUDY PLANNER

# HOMEWORK PLANNER



Homework:

Due Date:

Status:

Homework:

Due Date:

Status:

Homework:

Due Date:

Status:





# HOMECOMING PLANNING

[illegible]

# HOMEWORK PLANNER

MONTH

MON	TUE	WED	THU	FRI	SAT	SUN

SUBJECT/ASSIGNMENT

DUE DATE




# HOMework OR PROJECT PLANNER


ASSIGNMENT OR PROJECT

Due Date:


Break down your assignment into 3 simple targets:

The diagram illustrates three parallel paths. Each path begins with a teal rectangular box containing the text 'Target 1', 'Target 2', and 'Target 3' from left to right. Below each of these boxes is a teal arrow pointing downwards, indicating a flow or process.

### Action Steps:



### Action Steps:



### Action Steps:

# HOMEWORK ASSIGNMENT

SUBJECT:

DEADLINE:

DESCRIPTION:



RESOURCES:

PROGRESS:



TASKS

DUE DATE



.....



.....



.....



.....



.....



.....



.....



.....

