

Handwriting

15 different holidays in full version



FREEBIE

Valentine's Day



Are your students struggling with letter formation or simple sentence structure? Do they have a hard time coming up with creative ideas to write about? Engage and motivate your reluctant writers with these spin and write a sentence or story activities. Have them practice writing sentences with correct letter formation, baseline adherence, and spacing between words to work on improving handwriting skills.

Great for a writing center, small group activity, occupational therapy activity, early finishers or to leave for a substitute. The perfect literacy center activity for learning how to write a sentence. Spinners with and without visuals to help emerging readers with context to understand what they will be writing about are included.

Students spin to create sentences and can work on answering who, what, when and where questions. You can use your own classroom paper or journals, or the writing sheet included for students to write their sentences and draw a picture. They are also asked if their sentence is fiction or nonfiction.

For best results print on cardstock. Leave main board on full sheet of paper. Cut out the two smaller wheels and laminate all three parts. Fasten together with a brad. Students turn the wheels a few times and then pick a character from the middle then follow out to the other part of their sentence or story.

This set includes a free sample of a **Valentine's Day Spinner**.

The full set of includes spinners for Back to school, Halloween, Thanksgiving, Christmas, New Year's, Chinese New Year, Groundhog Day, Valentine's Day, St. Patrick's Day, Easter, Earth Day, Patriotic (Memorial Day, Veterans Day, 4th of July) Mother's Day, and Father's Day.

Bonus in the full version:

1. 2 wheels with emotions and feelings to add a social emotional learning aspect.
2. 6 extra character wheels to change things up.

Terms of Use

Thank you for purchasing this resource. By downloading this product you are given permission for classroom and personal use ONLY. Please do not share, resell, post or alter without my permission. This product is to be used by the original downloader only. Copying for more than one teacher, classroom, department, school, or school system is prohibited. To use in multiple classrooms please purchase additional licenses. Failure to comply is a copyright infringement and a violation of the [Digital Millennium Copyright Act \(DMCA\)](#). Thank you.

Check out my [website and blog](#) for **FREE** resources and therapy ideas
CreativeCOTA.com

Email me at Cindy@CreativeCOTA.com with questions or ideas for future content.

Thank you to all of the amazing TpT artists for sharing their talent with us. Fonts, papers, graphics and borders in this resource and cover are from the following stores. Clipart and elements found in this PDF are copyrighted and cannot be extracted and used outside of this file without permission or license.



Print on card stock, cut out smaller wheels, laminate all parts and use [brad fasteners](#) to attach. I use a thumbtack to start the holes to push the brads through. Students hold the large spinner paper with one hand and spin the smaller spinners a few times to create a sentence.

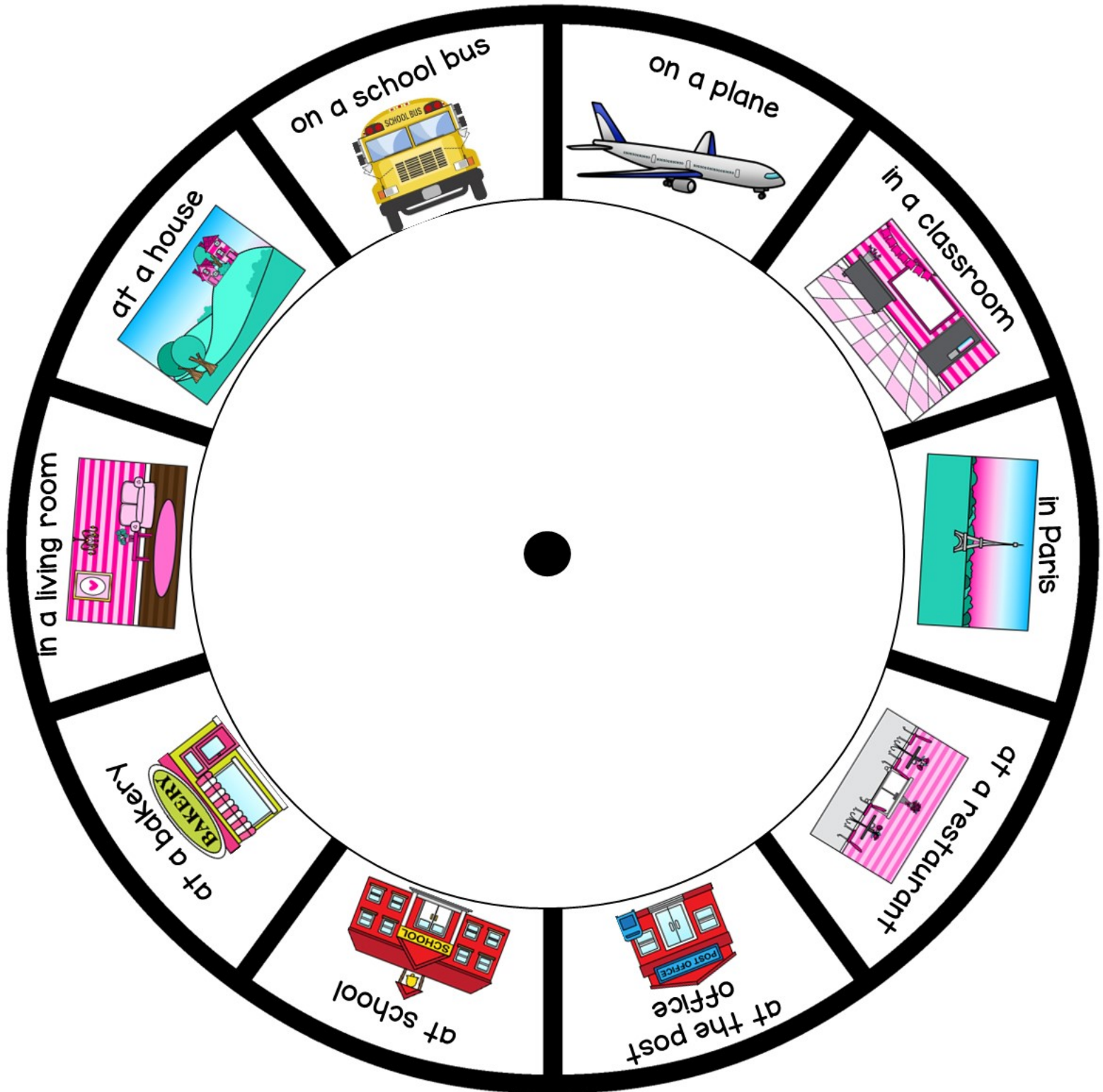


Sentence example


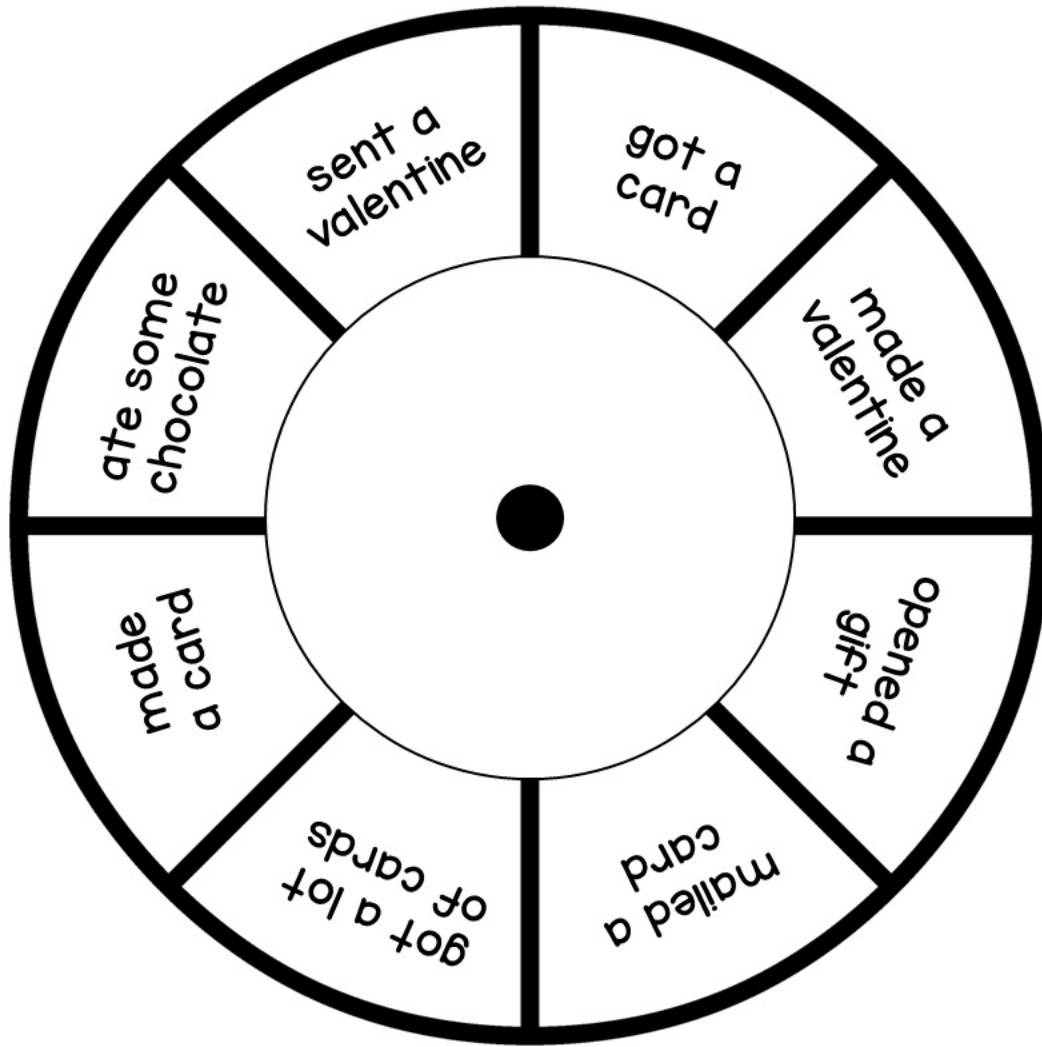
The girl got a card on a plane.

Spin a Valentine's Day Sentence

Is it silly or could it really happen?



Valentine's Day




Name: _____

Spin the wheel and choose the 3 parts to your sentence. Write your sentence and draw a quick picture of what happened. Spin to write 2 sentences.



Is your sentence fiction or nonfiction? Could it really happen? Write in your answer.

My sentence is _____



Is your sentence fiction or nonfiction? Could it really happen? Write in your answer.

My sentence is _____
