

DRAW A PERSON

Learning how to draw a person is fun! Click on this link https://youtu.be/_Q1rKRTkRoo?si=e8T2vdGcmhb7dNCo or scan the QR code to practice with the Draw a Person song.




Print out page 2 for the Draw a Person song. There is an example for your students to view while you follow along with the song.


If you want to pre-teach the skill, before watching the song, use page 3 for the step by step drawing worksheet to draw a person.

If you want to challenge your students further, practice tracing the people on page 4. Try drawing different people on other paper.


Remember, keep it fun. This is not an exercise in drawing realistic people but rather an exercise in body awareness, following directions and visual spatial skills.



DRAW A PERSON



DRAW A PERSON



PRACTICE DRAWING PEOPLE

Trace over these people and then draw your own on another sheet of paper.

