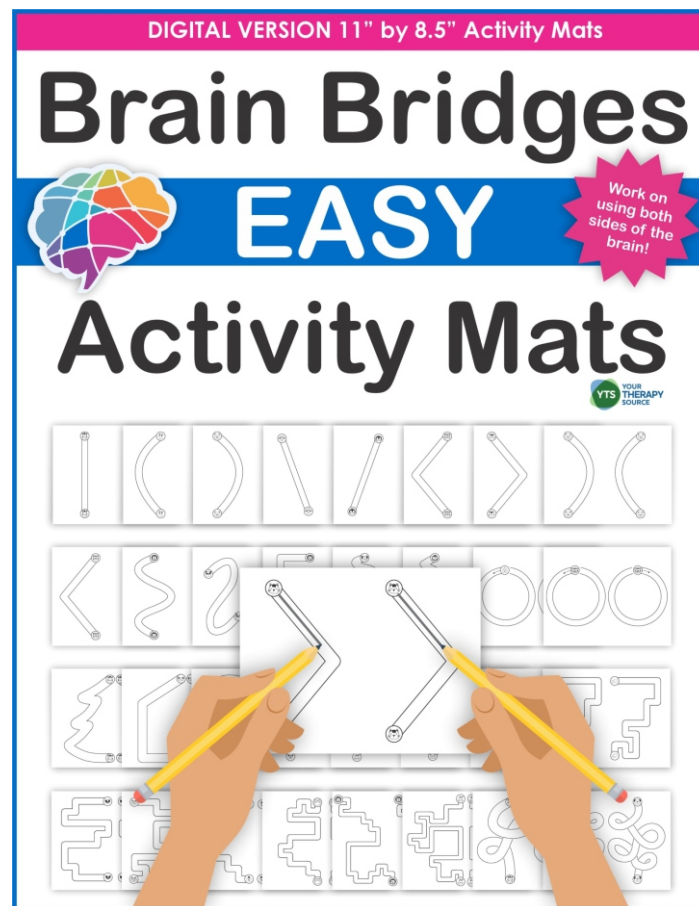


Six Seven Brain Bridges Freebie

Print out the next four pages. They are in order of difficulty. TIP: Tape the page to the table to stabilize the paper while you use both hands.

Want more brain bridge challenges? Check out this packet at Your Therapy Source -


www.yourtherapysource.com/product/brain-bridges-easy-activity-packet/



www.YourTherapySource.com


SIX SEVEN BRAIN BRIDGES

Directions: Put your right finger on the ⑥ and touch all the #7's.
Then put your left finger on the ⑦ and touch all the #6's.



Six Seven Brain Bridges

Directions: Follow the paths from the #6 to the #7 at the same time.



Six Seven BRAIN BRIDGES

Directions: Trace the number OR sign the number at the same time.

6 = 

7 = 



7

6



7



6



7

6



Six Seven Brain BRIDGES

Directions: Write the numbers 6 and 7 down the page at the same time.

6

7

