


# OPPOSITE ACTIONS

**Directions:** Cut out the cards and shuffle. Give each child a card. Children must act out what is on the card. Each child should move around the room and look for the child who is performing the opposite action. For example: the child who is moving fast should find the child who is moving slow. Collect cards, shuffle and deal again to continue playing. If playing with more than 16 children copy the cards first before cutting.



**Fast**



**Slow**



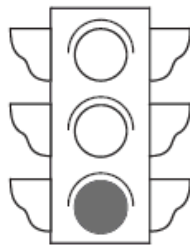
**Arms Up**



**Arms Down**



**Stop**



**Go**



**Big**



**Little**



**Bent Legs**




**Straight Legs**



**Short**



**Tall**



**Pull**



**Push**



**Happy**



**Sad**